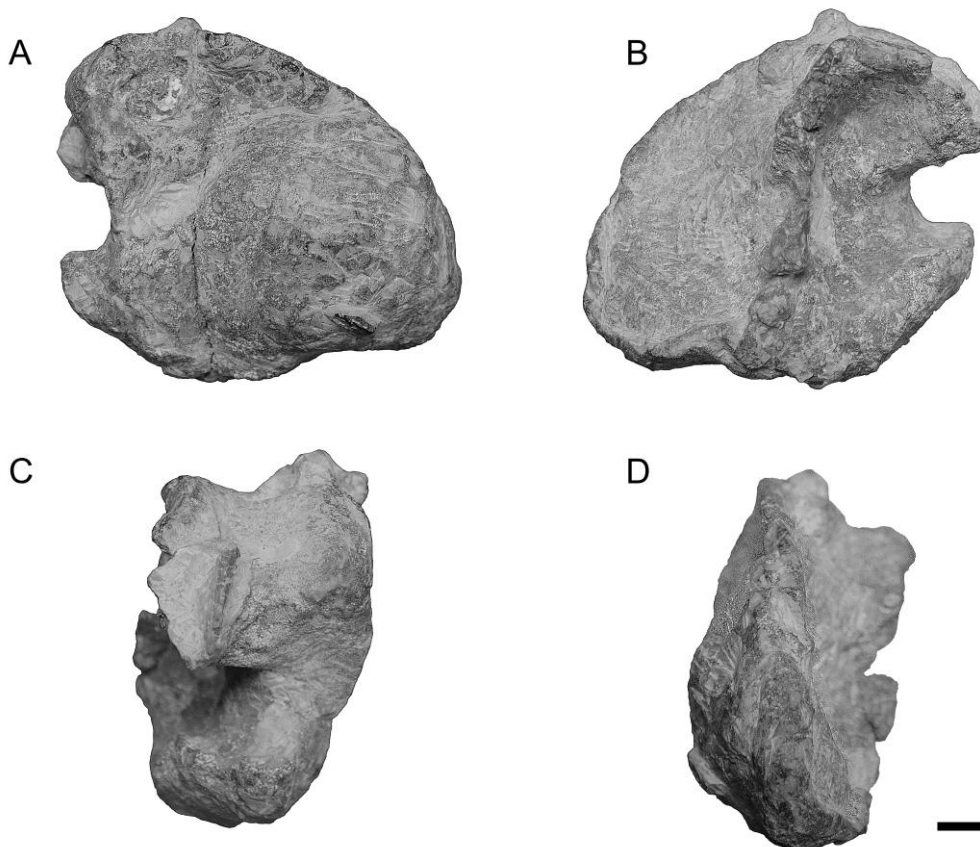



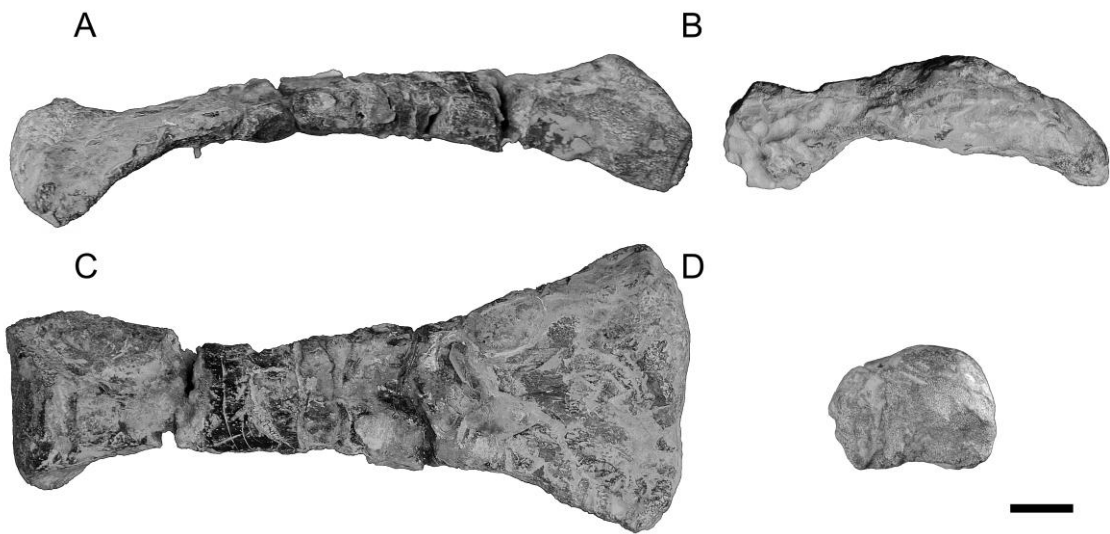
Calcaneus fragments: A – UOPB-01141, B – UOPB-01142, C – UOPB-01143, D – UOPB-01144, E – UOPB--01145, F – UOPB-01146, G – UOPB-01147, H – UOPB-01148. **Scale bar: 1 cm.**



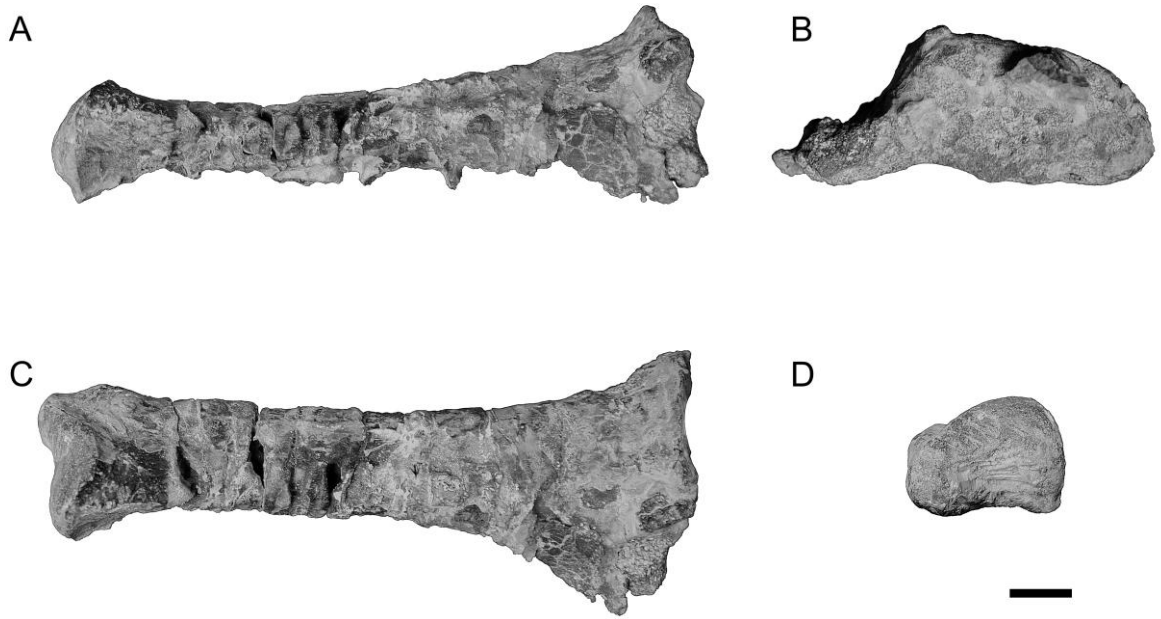
Astragalus UOPB -01140 in anterior (A), posterior (B), lateral (C) and dorsal (D) view. **Scale bar: 1 cm.**




Metatarsal I UOPB-01137: in lateral (A), posterior (B), dorsal (C) and anterior (D) view. **Scale bar: 1 cm.**



Metatarsal II UOPB-01139 in lateral (A), posterior (B), dorsal (C) and anterior (D) view. **Scale bar: 1 cm.**

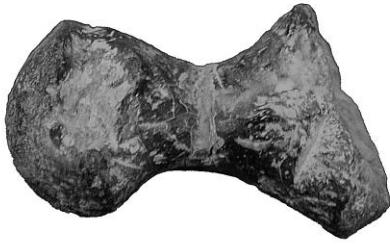


Metatarsal III UOPB-01138 in lateral (A), posterior (B), dorsal (C) and anterior (D) view. Scale bar: 1 cm.



Metatarsal IV UOPB-01136 in lateral (A), posterior (B), dorsal (C) and anterior (D) view. Scale bar: 1 cm.

A



B



C



D



Phalanx I-1 UOPB-01134 in lateral (A), posterior (B), dorsal (C) and anterior (D) view. **Scale bar: 1 cm.**

A



B



C



D




Phalanx I-2 UOPB-01129 in lateral (A), posterior (B), dorsal (C) and anterior (D) view. **Scale bar: 1 cm.**

A



B



C



D



Phalanx II-1 UOPB-01132 in lateral (A), posterior (B), dorsal (C) and anterior (D) view. **Scale bar: 1 cm.**

A



B



C



D




Phalanx II-2 UOPB-01128 in lateral (A), posterior (B), dorsal (C) and anterior (D) view. **Scale bar: 1 cm.**

A



B



C



D



Phalanx II-3 UOPB-01124 in lateral (A), posterior (B), dorsal (C) and anterior (D) view. **Scale bar: 1 cm.**

A



B



C



D



Phalanx III-1 UOPB-01131 in lateral (A), posterior (B), dorsal (C) and anterior (D) view. **Scale bar: 1 cm.**

A



B



C



D



Phalanx III-2 UOPB-01127 in lateral (A), posterior (B), dorsal (C) and anterior (D) view. Scale bar: 1 cm.

A



B



C



D



Phalanx III-4 UOPB-01135 in lateral (A), posterior (B), dorsal (C) and anterior (D) view. Scale bar: 1 cm.

A



B



C



D



Phalanx IV-1 UOPB-01133 in lateral (A), posterior (B), dorsal (C) and anterior (D) view. **Scale bar: 1 cm.**

A



B



C




D



Phalanx IV-2 UOPB-01126 in lateral (A), posterior (B), dorsal (C) and anterior (D) view. **Scale bar: 1 cm.**

A



B



C




D



Phalanx IV-3 UOPB-01130 in lateral (A), posterior (B), dorsal (C) and anterior (D) view. **Scale bar: 1 cm.**

A



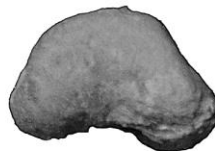
B



C



D



Phalanx IV-4 UOPB-01125 in lateral (A), posterior (B), dorsal (C) and anterior (D) view. **Scale bar: 1 cm.**